

ACTIVE DIRECTORY SELF SERVICE PASSWORD

User Guide

Information & Communications

Technology Center

*King Fahd University of Petroleum
& Minerals*

How to use Active Directory Self Service Password (ADSSP)?

Open the website from your machine <http://password.kfupm.edu.sa>

➤ LOG IN OPTION: -

- **Log- in with your KFUPM username & Password.**

KFUPM authorized this website for University's staff and students. Under no circumstance shall we have any liability to you for any loss or damage of any kind incurred as a result of the use of the site. Your use of the site is solely at your own risk.

- **After that you can choose the Second factor Authentication, either SMS or Authlogics**

Select one of the option below to prove your identity

This process helps us verify that it is indeed you who is requesting access

- SMS Verification
- Authologic Authentication

Cancel


Continue

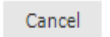
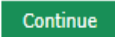
1. When you choose to authenticate via SMS:

- Scroll down and choose your phone number.

Get a verification code via SMS

Select your mobile number

--- Select Mobile No. --- 

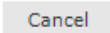

- Entre the verification code that you receive it via SMS.

Verification code has been sent to 96***50**

Once you have received the code, Please enter it in the textbox below

[Resend Code](#)

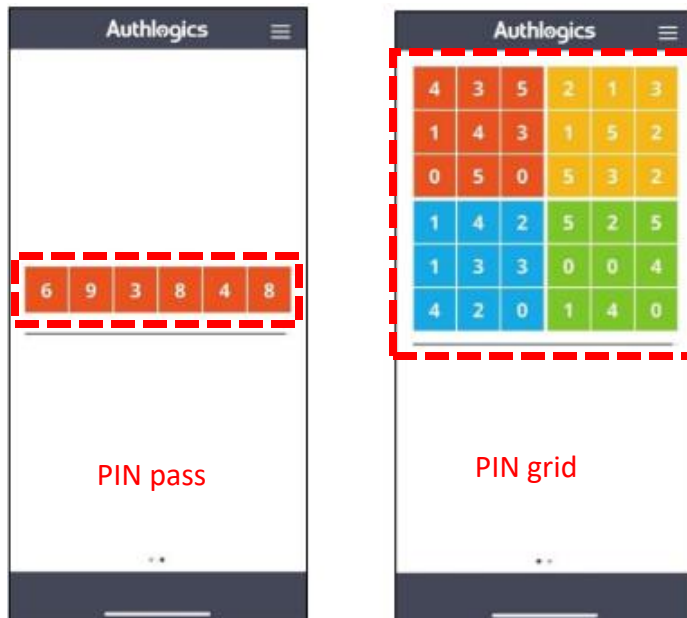
Trust this browser
Trusted browsers will expire after 180 day(s)

- You are logged in successfully.
- When you logged in, you can change your password.

2. When you choose to authenticate via Authlogics:

- Enter your PINpass or PINgrid that appears via Authlogics app.



Note: if you don't have Authlogics and want to know how to use it, please follow "[Multi-factor Authentication \(MFA\) – User Guide](#)"

Please verify your Authlogic Account

Enter Authlogic password for the user,

Trust this browser

Trusted browsers will expire after 180 day(s)

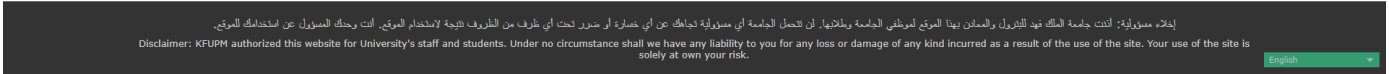
Cancel

Continue

- You are logged in successfully.
- When you logged in you can change your password.

➤ FORGET PASSWORD OPTION:-

- **Click on forget option, then enter your username to reset your password.**

A screenshot of a web form titled "Log In" with a sub-section "Forgot your password?". It contains a "Username" input field with the value "TESTKFUPM" and a green "Continue" button.

- **After that you have to use two factors to authenticate your account to reset password via SMS and Authlogics**
- 1. **SMS: You have to verify your identity at first via SMS ... scroll down and choose your phone number.**

Get a verification code via SMS

Select your mobile number

Cancel

Continue

- Entre the verification code that you receive it

Verification code has been sent to 96***50**

Once you have received the code, Please enter it in the textbox below

[Resend Code](#)

Trust this browser

Trusted browsers will expire after 180 day(s)

Cancel

Continue

2. **You have to verify your identity via Authologics app ... your PINpass or PINgrid that appeared in authologics app.**

Please verify your Authologic Account

Enter Authologic password for the user,

Trust this browser

Trusted browsers will expire after 180 day(s)

Cancel

Continue

- You can reset your password here, then you can login using your new password

Reset Password

* New Password

* Confirm New Password

- Minimum length should be at least 12
- Number of special characters to include 1
- Must start with an uppercase alphabet or a lowercase alphabet
- Must contain at least 1 upper case character(s)
- Must not be a palindrome
- Must not have 2 consecutive character(s) from username
- Must not contain restricted patterns [List](#)
- Number of unicode characters to include 1

Cancel

Reset Password