

## KFUPM ‘Latex’ TEMPLATE GUIDELINES

### (A) DOWNLOAD & INSTALLATIONS

1) Download and install MikTeX from the following link:

<https://miktex.org/download>

After the installation, make sure that you choose a different repository. **Note that: Usually, repositories from North America and Europe work well over the KFUPM network.**

2) Download and install a Latex editor like TeXstudio (preferred) from:

<https://www.texstudio.org/>

3) Download and install ActivePerl from the following link:

<https://www.activestate.com/activeperl/downloads>

4) Download and unzip the “KFUPM Thesis/Dissertation Template for Latex” from:

[http://www.kfupm.edu.sa/deanships/dgs/Pages/thesis\\_manual.aspx](http://www.kfupm.edu.sa/deanships/dgs/Pages/thesis_manual.aspx)

5) Download and install the Scheherazade Arabic Font from the following link:

<https://software.sil.org/scheherazade/download/>

The font can be installed by unzipping the font folder and double-clicking on **Scheherazade-regular.ttf** and **Scheherazade-Bold.ttf** and clicking on install in font window.

### (B) GUIDELINES ON USING THE ‘Latex’ FOLDER

6) Please make sure that the unzipped kfupm ‘latex’ folder is in a known location on your PC.

7) Open TeXstudio editor

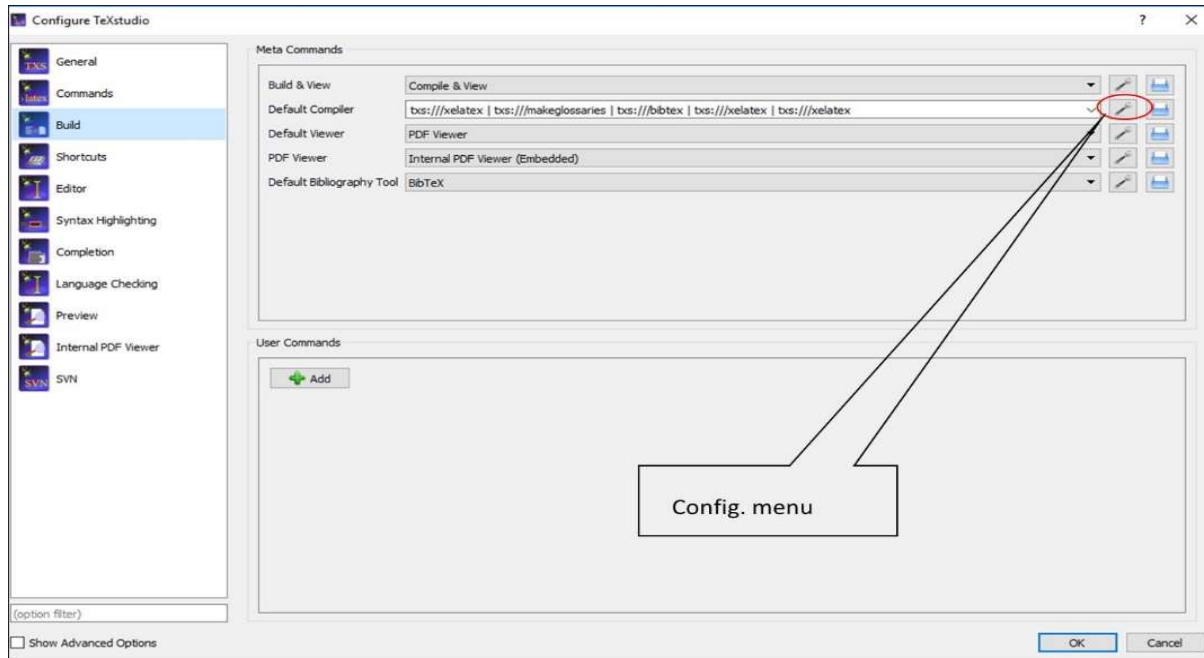
8) Locate and open full.tex file in TeXstudio.

9) Right click on ‘full.tex’ on the left hand side pane and select “Set as explicit root document”.

10) On the Main menu, click **Options** and select & click **Configure TeXstudio**

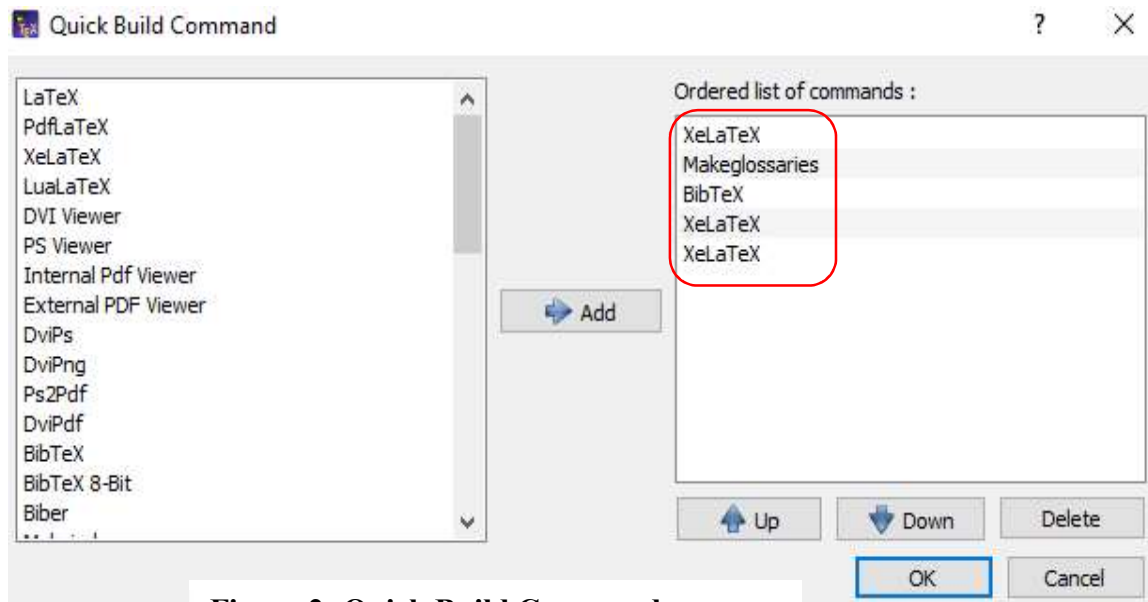
11) Select **Build** submenu.

12) Click on **Config. menu** for the ‘Default Compile’ option as indicated in Figure 1.



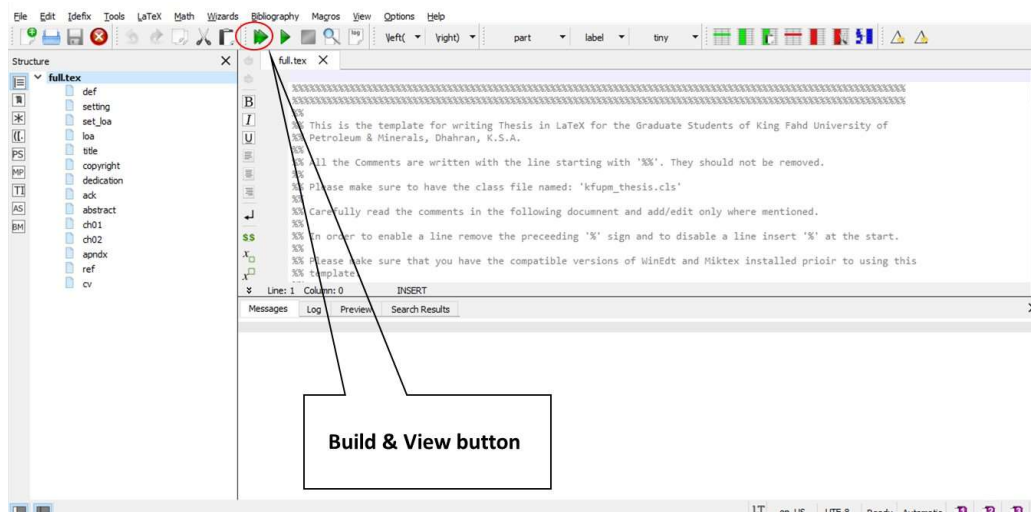
**Figure 1: Configure TeXstudio**

13) Modify the ‘Ordered list of commands’ such that *it should have the commands in the same order as in the Figure 2* and press **Ok** button.



**Figure 2: Quick Build Command**

14) On the TeXstudio, press “**Build & View**” button to compile and view the pdf file. See Figure 3 below.



**Figure 3: TeXstudio Editor**

## **(C) GREEN TITLE PAGE PRINTING FORMAT**

**Please note that, before printing, the paper type should be selected as Card**

1) For Masters comment out the line:

```
\documentclass[ms, 12pt]{kfupm_thesis}
```

and use the line:

```
\documentclass[printready,ms, 12pt]{kfupm_thesis}
```

or for PhD, comment out the line:

```
(for PhD) \documentclass[phd, 12pt]{kfupm_thesis}
```

and use the line:

```
\documentclass[printready,phd, 12pt]{kfupm_thesis}
```

2) compile and the first page of the document will change to the format for the Green Title page

3) Print the first page on the Green Title you obtained from DGS office. ***Make sure that you choose the 'Actual Size' or 'No Scaling' option during printing.***